




KIT FOR THE ORGANIZATION OF AN EXOTIC, AFRICAN-FLAVOURED DINNER PARTY



Inside, the items and information to facilitate the organization and entertainment of an African-flavoured dinner party at home



Kit for executives

Quite different types of exotic dinner parties
www.festafrika.com






Surprise your colleagues or business relations with an exotic African-flavoured dinner party at home is possible with this kit. How ?




1. Open the kit and read the instructions carefully.
2. Write down the list of your guests and decide on the date of the dinner party.
3. Strictly follow the instructions and recommendations.

Among the items included in this kit : the directions for use, the invitations to be sent to your guests, the recipes, the menu, the shopping list and many other documents to facilitate the preparation of your party and entertainment of your guests.

■ In our list of Kits, are also available :

	« Just we two » Kit. For the organization of a different “Just we two” dinner party.
	Kit for « families and friends ». For the organization of an exotic dinner party among families and friends.
	Kit for « Vegetarians ». For the organization of an exotic dinner party for vegetarians.

Among the other Kits in preparation :

	« Barbecue » Kit. For the organization of an African flavoured exotic barbecue.
	« Village-like dinner party » Kit. For the organization of a completely different exotic meal, as « in the village ».
	Kit for Kids. For the organization of an exotic children’s party.





CONTENT OF THE KIT AND DIRECTIONS FOR USE

(Kit for 6 persons)

N°	DOCUMENT CONCERNED	TO DO WHAT ?
1	1 Guests' List	To write down your guests' confirmations or negative replies so as to get the final list which will enable you to place your guests around the table (see 5).
2	6 Invitations and Replies to the Invitation	To be sent to your guests if you intend to contact them by mail or fax. They shall, of course, be useless if you get your guests on the phone.
3	1 Slip on the Profile of the Dinner Party	Are included the items of the menu and a few ideas for decoration.
4	1 Slip on the Preparations of the dinner party	After some pieces of advice, this document focuses on the various aspects of the preparations of your dinner party (general organization).
5	Guest-placing slips according to the types of tables used	To use while receiving your guests' confirmations or negative replies to your invitation.
6	1 Shopping List and related tasks	It is the time-table for the various tasks related to the preparation of the dinner party to be carried out (actions to be undertaken with corresponding deadlines ...).
7	The Recipes	The various recipes related to the menu of the dinner party are explained. Follow the instructions, you should get along.
8	1 big Menu, 6 small Menus including spaces for guests' names and 6 guest' identification label	To be placed near the plate of each guest on the table.
9	1 Entertainment Programme	Are included some items for the dinner party entertainment.
10	4 Humorous Certificates	To be issued to some guests at the end of the dinner party (for example the most cheerful guest, the most original guest, the best dancer etc.). This kit includes certificates for the most up-to-date female guest, the most brilliant guest as regards debating, the most interesting guest and another certificate to discover.
11	1 souvenir of the dinner party for the hosts(esses)	To « immortalize » the great moments spent together. This document is to be signed by your guests. There is a space for a picture to be added.
12	Souvenirs of the dinner party for the guests (3)	To be handed over to your guests while they leave.